

# Safe Surf Workshop

SURVEY RESULTS



6<sup>TH</sup> GRADERS AT THE HIGH ROCK SCHOOL  
2013

# **Safe Surf: A Workshop on Internet Safety 2012-2013**

A Program of Needham Youth Services  
In collaboration with the Needham Public Schools

## **Safe Surf 2013 Data Breakdown**

**407** Total Sixth Graders Were Surveyed

**153** Males → 37.5% of the population

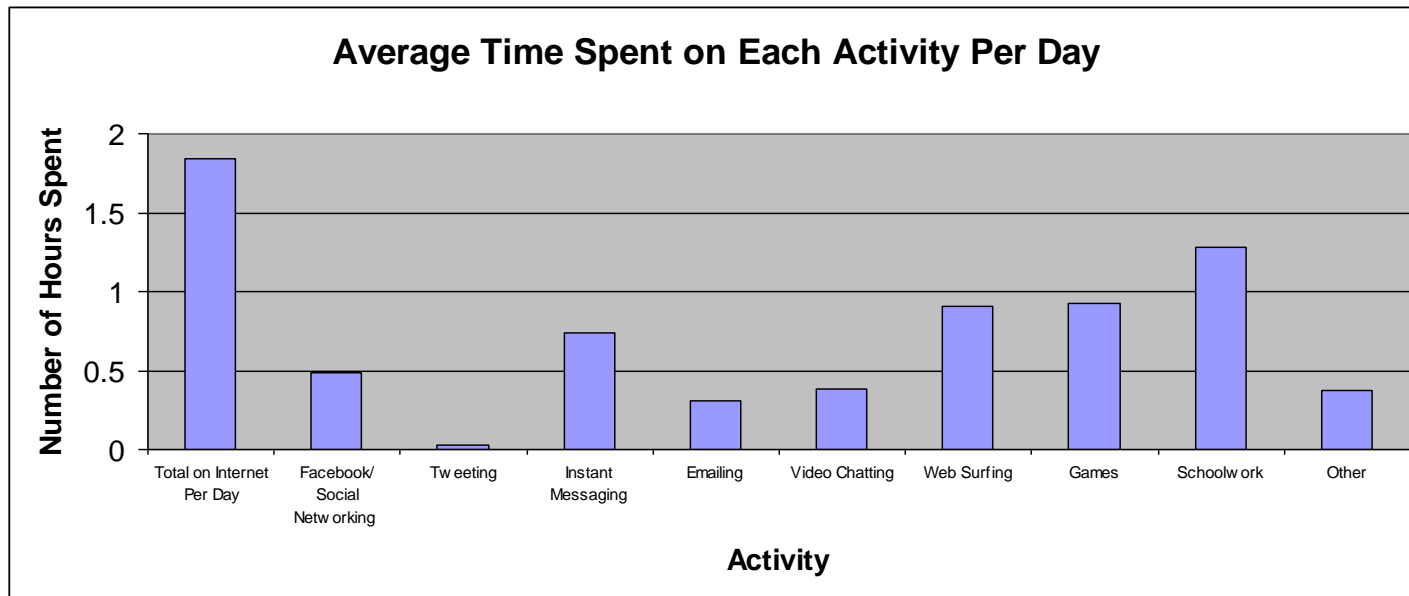
**188** Females → 46.3% of the population

**66** Preferred not to say / didn't fill in this question → 16.2% of the population

Students were given a survey at the end of the Safe Surf workshop, and asked to answer questions regarding their internet / technology usage. The following is a compilation of the results.

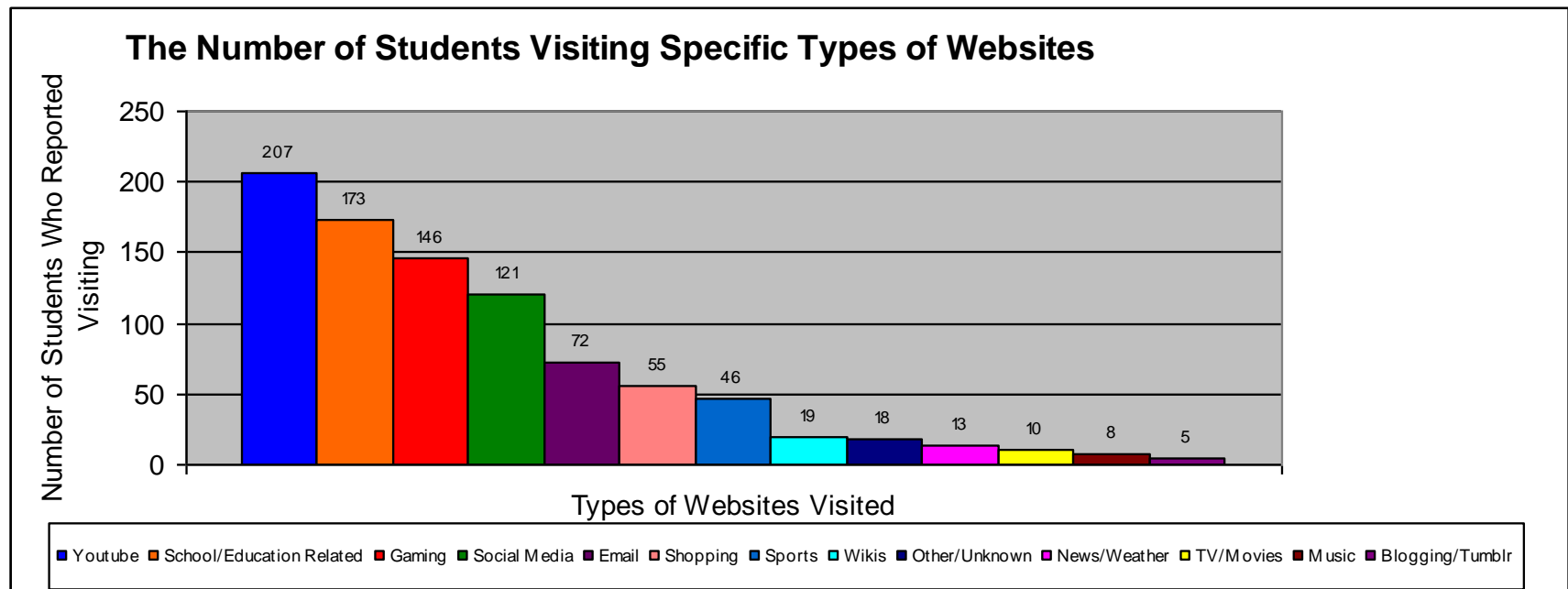
1) Please indicate the average number of hours you spend in one day using the following:

	Total on Internet Per Day	Facebook/Social Networking	Tweeting	Instant Messaging	Emailing	Video Chatting	Web Surfing	Games	Schoolwork	Other
<b>Male</b>	1hr, 45min	19 min	0 min	22 min	12 min	13 min	53 min	1hr, 7min	1hr, 8min	18 min
<b>Female</b>	1hr, 58min	32 min	.5 min	45 min	19 min	26 min	50 min	42 min	1hr, 25min	24 min
<b>Other</b>	1hr, 41min	41 min	8 min	45 min	18 min	36 min	1hr, 8min	1hr, 5min	1hr, 13min	28 min
<b>Total</b>	<b>1 hour 50 mins</b>	<b>29 mins</b>	<b>2 mins</b>	<b>44 mins</b>	<b>16 mins</b>	<b>23 mins</b>	<b>55 mins</b>	<b>55 mins</b>	<b>1 hour 17 mins</b>	<b>22 mins</b>

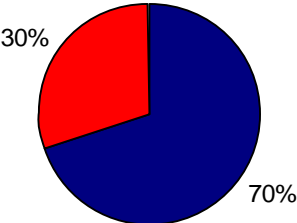


2) Please name a few websites you visit often (not including search engines like Google):

	YouTube	HW / School Related	Gaming Websites	Social Media (Facebook, Instagram, etc)	Email	Shopping Websites	Sports Websites	Wikis (Wikipedia, ask.com, etc)	Other	News / Weather	TV / Movies	Music	Blogging / Tumblr
Number of students who listed the website as one they frequent	207	173	146	121	72	55	46	19	18	13	10	8	5

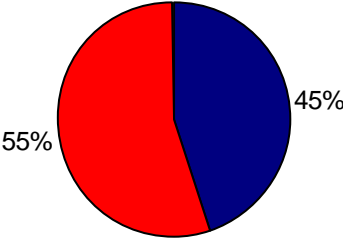


**Can you tell your parents all the websites you visit?**



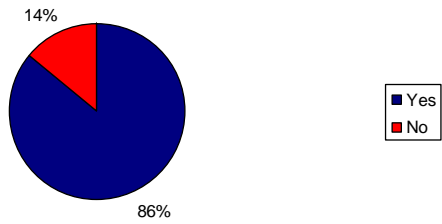
■ Yes  
■ No

**To your knowledge, do your parents monitor your Internet use?**

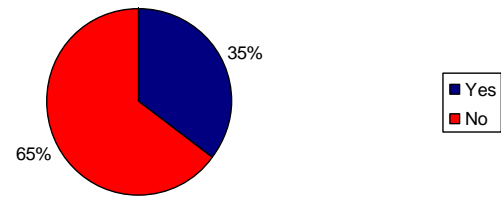


■ Yes  
■ No

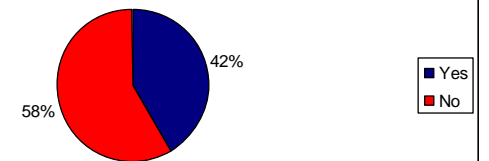
**Do you have a cell phone?**



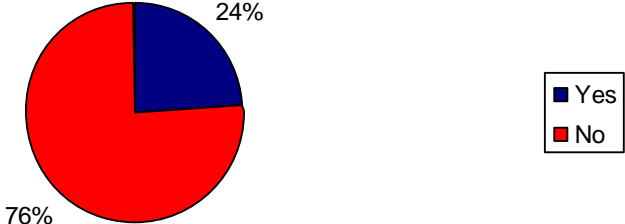
**Do you have a Smartphone?**



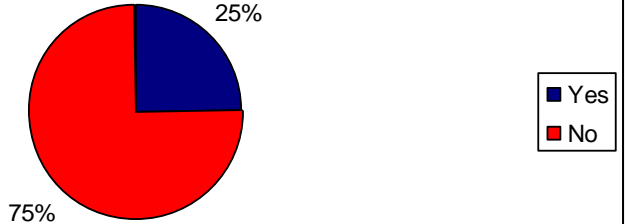
**To your knowledge, do your parents monitor your cell phone use?**

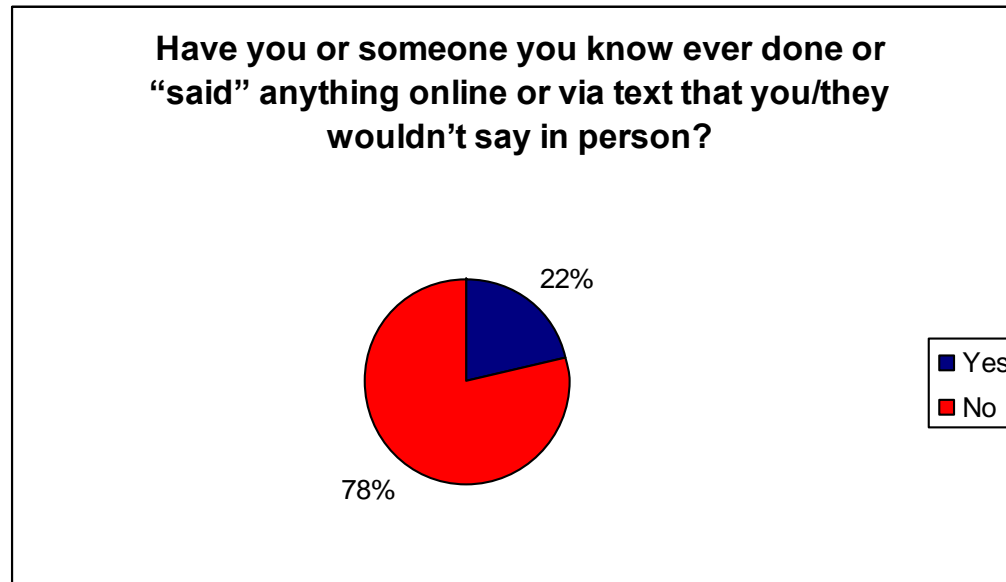


**Do you know anyone who has been harassed online?**



**Do you know anyone who has been harassed over the phone/text?**





**Common responses:** cursing / swearing, asking people out (to date and/or hang out), name-calling, breaking up, lying, gossip

## **What is something that you know happens on the Internet that your parents probably have no idea about?**

**Most students said their parents knew about everything that happens on the Internet, but of those who didn’t answer “nothing”,**

**Common responses included:** (Cyber) bullying, online harassment, Skype, Instagram, inappropriate pictures, Facebook, stalking, inappropriate YouTube videos, chat boxes (i.e. G-Chat)



## On average, how many texts do you send per day?

Males replied: 18 texts per day.

Females replied: 35 texts per day.

Other replied: 33 texts per day.

And the **total average number of texts** sent by a sixth grade student at the High Rock School was **28 per day**.

## Please name a few apps you use...

**This question was only asked to less than half of the sixth graders, but of those who received the survey containing this question, Common responses included:** Snapchat, Instagram, Skype, Kik, Facebook, Email, Music, Temple Run, Fruit Ninja, YouTube, Fun Run, Subway Surfers, Angry Birds, Bike Race